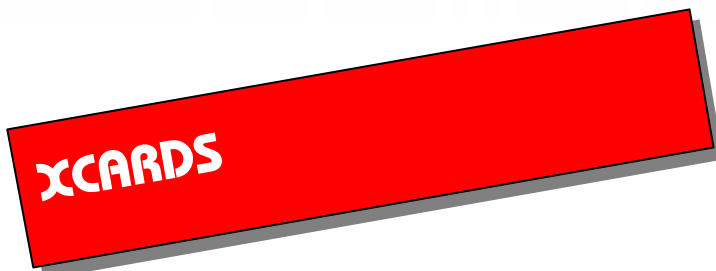


iCD. GmbH
Augustinusstr. 9d
50226 Frechen / Germany
TEL +49-2234-96634-0
FAX +49-2234-96634-90
e-mail: info@icd.biz
web: http://www.icd.biz



Quality Control Charts

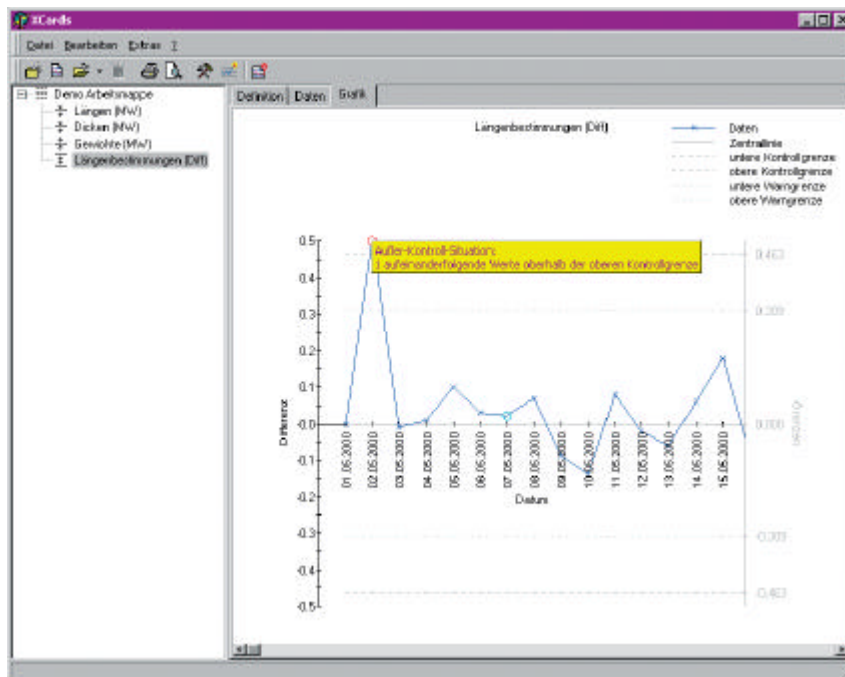
XCharts allows you to clearly simplify the extensive process of quality assurance with control charts. By significantly saving time, a reduction of expenses is achieved. Data needs to be recorded only once and can then be used for various control charts.

The support of widely used control charts types allows application of control charts to all areas of quality assurance. Creation of control charts is assisted by user friendly "control chart wizards", which simplify the setup of new control charts without restricting flexibility.

Reports and monitoring displays can be customized for users needs and system requirements.


Configurable logos, headers and footers of reports can be adapted to corporate identity.

Warning and control limits can be predefined automatically or manually. In case of out-of-specification situations, user specified actions are triggered, e.g. emails are sent or external programs are started.



Zeit	User	Status	Ziele	SWart	Regelkarte	Außer-Kontroll-Situation	Kommentar
28.02.2002 19:18:51	testadmin	negativ	79	18.07.2000	Gewichte (MW)	10 von 11 aufeinanderfolgende Werte unterhalb der Zentrallinie	NULL
28.02.2002 19:18:51	testadmin	negativ	80	19.07.2000	Gewichte (MW)	10 von 11 aufeinanderfolgende Werte unterhalb der Zentrallinie	NULL
28.02.2002 19:19:08	testadmin	hinzu	79	18.07.2000	Gewichte (MW)	10 von 11 aufeinanderfolgende Werte unterhalb der Zentrallinie	NULL
28.02.2002 19:19:08	testadmin	hinzu	80	19.07.2000	Gewichte (MW)	10 von 11 aufeinanderfolgende Werte unterhalb der Zentrallinie	NULL

In case of local file storage (i.e. no database server) work files are stored in network compatible database files. In client/server installations, Microsoft and ORACLE SQL servers are supported.



Results

Supported control charts

Control charts types:

- Single value
- Mean value
- Blank value
- Differential
- Recovery rate
- Range
- Standard deviation

Limits can be determined automatically or entered manually.

Various out-of-specification situations can be defined by the user.

Documentation

Reporting

Efficient reporting with definable cover sheet, Headers and Footers, Selection of Report-Parts-Outputs.

Creation of PDF, HTML and RTF Exports

Graphics

Configurable graphics (colors, symbols, structure), selectable scaling, zoom

Language Support

Report creation in German (English in upcoming versions), program in German (English in upcoming versions)

Interfaces

Import & Export

Text formats: ASCII, HTML, RTF

Graphic formats: BMP, WMF, EMF

Clipboard, drag and drop

Security

21 CFR Part 11

Hierarchical user management, audit trail (control card definition, data input, changing data, program access, presets) with full context;

Revision filing with time stamp, user and comment

Operating environment

Operating system requirements:

Windows NT4 SP6a, Windows 2000 SP4, Windows XP SP2

Scalability

Supported databases (optional)

Microsoft SQL Server 2000

ORACLE SQL Server 9.2 and higher